


MATCHLINE SHEET 2
MATCHLINE SHEET 5

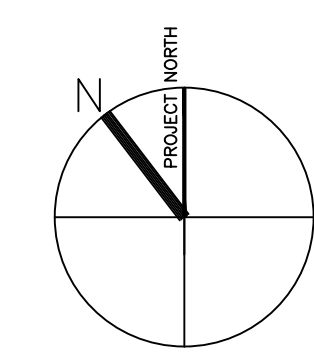
MATCHLINE SHEET
MATCHLINE SHEET

MATCHLINE SHEET 5
MATCHLINE SHEET 6

MATCHLINE SHEET 5
MATCHLINE SHEET 6



OVERALL KEYPLAN



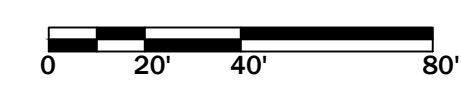
ISSUES

Issue No.	Description	Issue Date



PARKWIDE
AREA DEVELOPMENT
LIGHTING PLAN

Scale: 1" = 40'
Drawn By: LV/RJ
Date: SEP. 1, 2016 | Project No: 5.15.3
Component | ID | Drawing Number



ISSUED FOR INFORMATION ONLY, NOT FOR CONSTRUCTION

OS10000L195